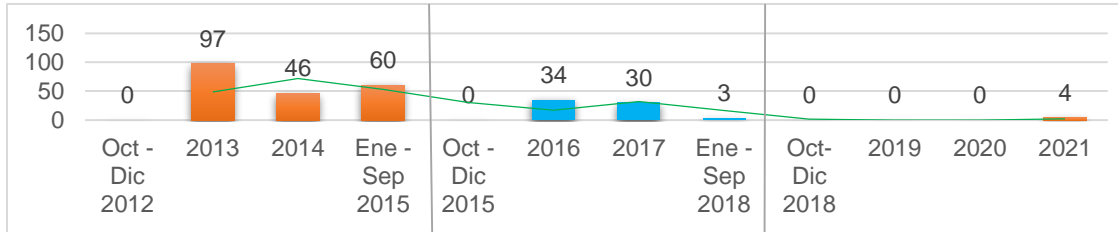


SECRETARÍA DE CONTROL  
Y EVALUACIÓN

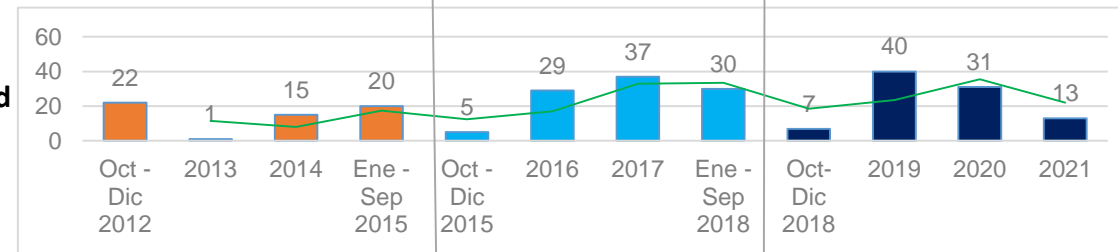


# Estadística General 30 de junio del 2021

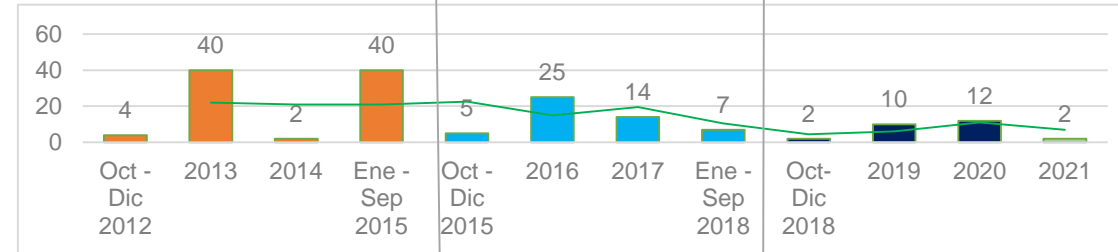
## Manifestación de Bienes



## Responsabilidad patrimonial



## Disciplinaria y resarcitoria



**Totales:** 26 | 138 | 63 | 120 | 10 | 88 | 81 | 40 | 9 | 50 | 43 | 19

**Total: 347**

**Total: 219**

**Total: 121**

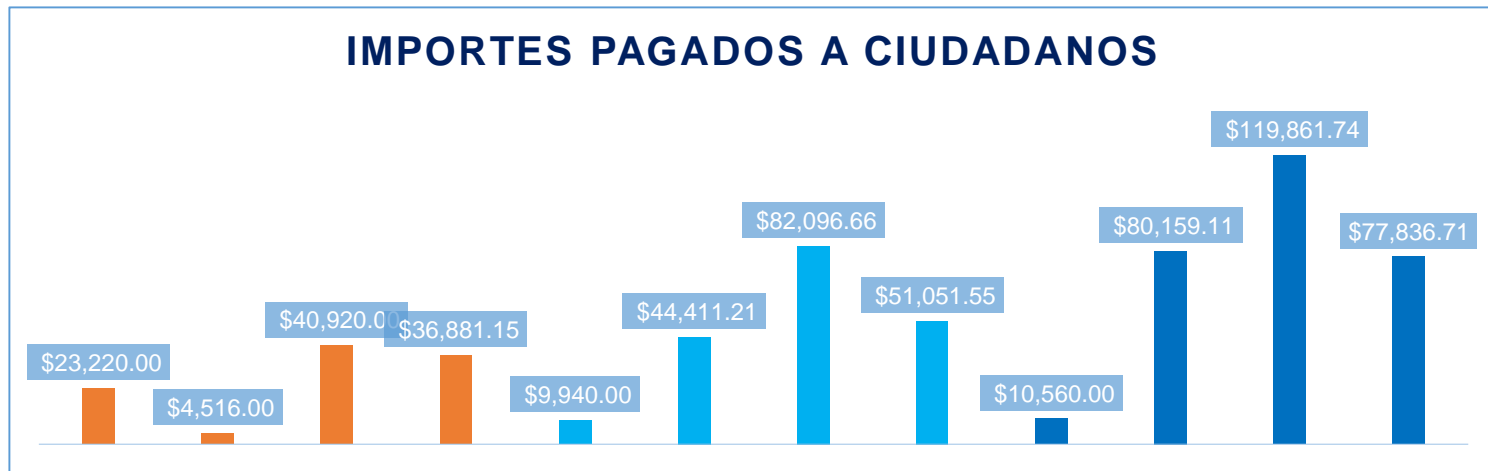
**Total General: 687**

| Admin.      | Totales | Trámite | Impugnación |
|-------------|---------|---------|-------------|
| 2012 - 2015 | 203     | 0       | 1           |
| 2015 - 2018 | 67      | 0       | 0           |
| 2018 - 2021 | 4       | 4       | 0           |

| Admin.      | Totales | Trámite | Impugnación |
|-------------|---------|---------|-------------|
| 2012 - 2015 | 58      | 0       | 0           |
| 2015 - 2018 | 101     | 0       | 1           |
| 2018 - 2021 | 91      | 6       | 1           |

| Admin.      | Totales | Trámite | Impugnación |
|-------------|---------|---------|-------------|
| 2012 - 2015 | 86      | 0       | 4           |
| 2015 - 2018 | 51      | 0       | 1           |
| 2018 - 2021 | 26      | 2       | 3           |

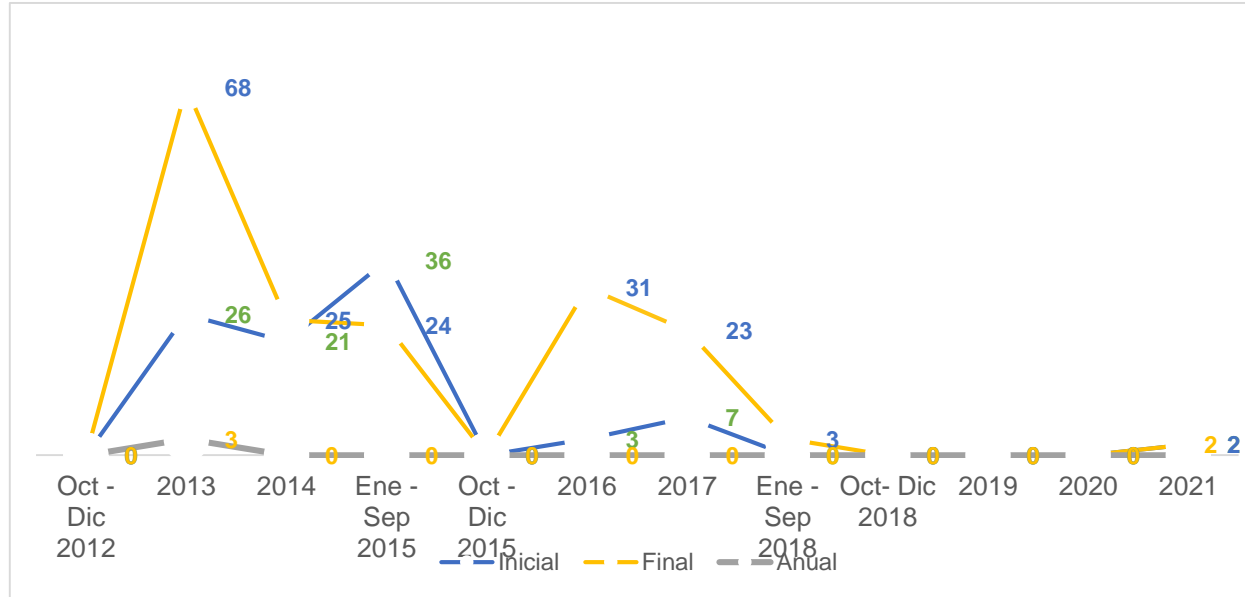
| Quejas        | Oct - Dic 2012 | 2013     | 2014      | Ene - Sep 2015 | Total     | Oct - Dic 2015 | 2016      | 2017      | Ene - Sep 2018 | Total      | Oct - Dic 2018 | Ene - Dic 2019 | 2020      | 2021      | Total     |
|---------------|----------------|----------|-----------|----------------|-----------|----------------|-----------|-----------|----------------|------------|----------------|----------------|-----------|-----------|-----------|
| Procedentes   | 10             | 1        | 11        | 18             | 40        | 4              | 15        | 16        | 12             | 47         | 3              | 24             | 17        | 3         | 47        |
| Improcedentes | 12             | 0        | 4         | 2              | 18        | 1              | 14        | 21        | 18             | 54         | 4              | 16             | 14        | 6         | 40        |
| En trámite    | 0              | 0        | 0         | 0              | 0         | 0              | 0         | 0         | 0              | 0          | 0              | 0              | 0         | 4         | 4         |
| <b>Total</b>  | <b>22</b>      | <b>1</b> | <b>15</b> | <b>20</b>      | <b>58</b> | <b>5</b>       | <b>29</b> | <b>37</b> | <b>30</b>      | <b>101</b> | <b>7</b>       | <b>40</b>      | <b>31</b> | <b>13</b> | <b>91</b> |



Total : \$105,537.15

Total : \$187,499.42

Total : \$288,417.56



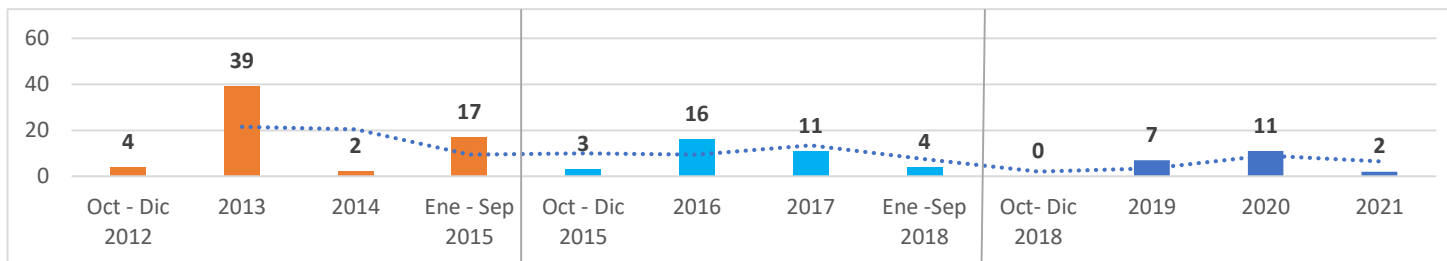
| Admin.     | Total de incumplimiento |
|------------|-------------------------|
| 2012 -2015 | 203                     |
| 2015 -2018 | 67                      |
| 2018 -2021 | 4                       |

| Determinaciones | Oct-Dic 2012 | 2013        | 2014         | Ene-Sep 2015 | Total        | Oct-Dic 2015 | 2016     | 2017     | Ene-Sep 2018 | Total       | Oct-Dic 2018 | Ene-Dic 2019 | 2020 | 2021 | Total |
|-----------------|--------------|-------------|--------------|--------------|--------------|--------------|----------|----------|--------------|-------------|--------------|--------------|------|------|-------|
| Multa           | 0            | 18          | 16           | 4            | 38           | 0            | 1        | 1        | 0            | 2           | 0            | 0            | 0    | 0    | 0     |
| * Importe       | 0            | \$94,956.99 | \$266,257.89 | \$55,721.65  | \$416,936.53 | 0            | \$19,726 | \$11,476 | 0            | \$31,201.77 | 0            | 0            | 0    | 0    | 0     |
| Inhabilitación  | 0            | 13          | 4            | 18           | 35           | 7            | 20       | 10       | 5            | 42          | 0            | 0            | 0    | 0    | 0     |

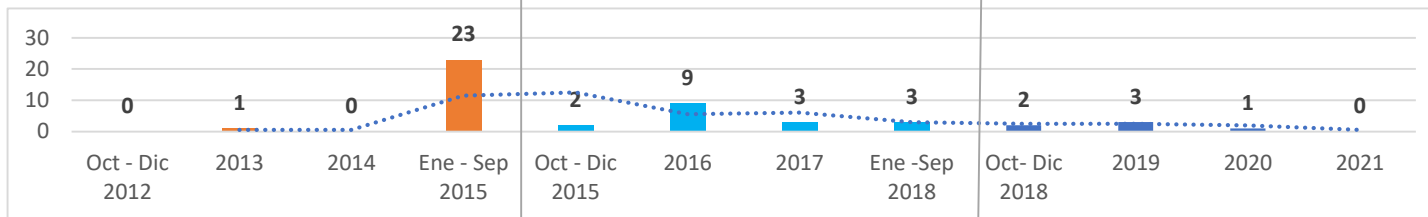
# Gráfica general de procedimientos de responsabilidad disciplinaria y resarcitoria



## Disciplinaria



## Resarcitoria



## Totales:

4 | 40 | 2 | 40 | 5 | 25 | 14 | 7 | 2 | 10 | 12 | 2

**Total General: 163**

**Total: 86**

**Total: 51**

**Total: 26**

### Disciplinaria

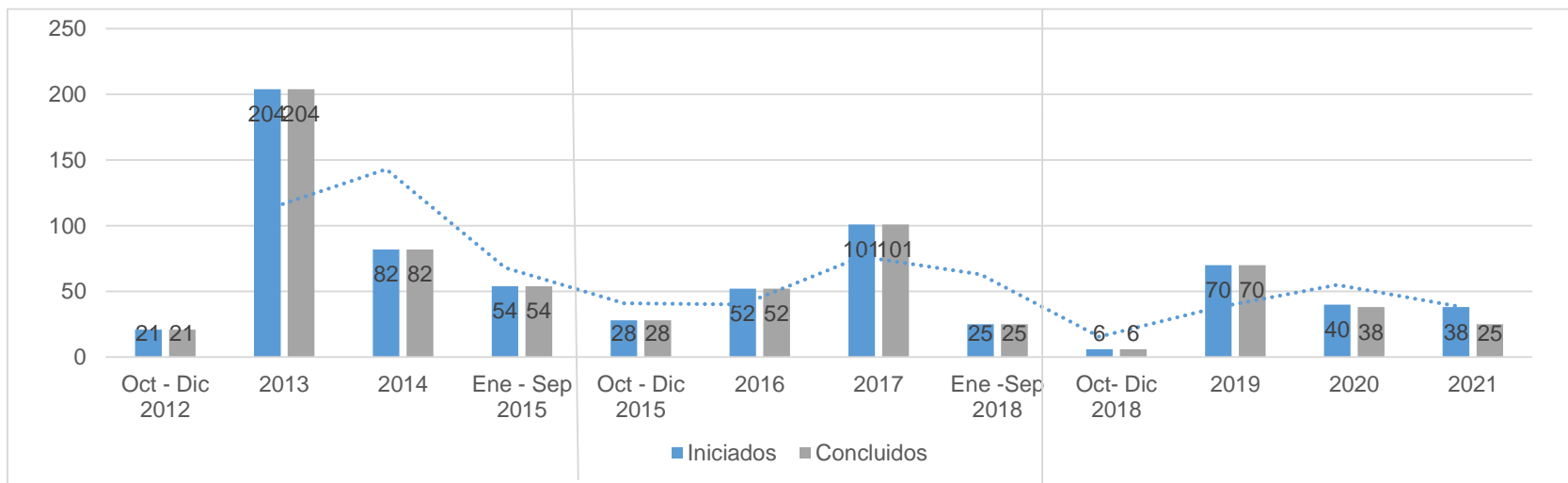
| Admin.      | Totales | Trámite | Impugnación |
|-------------|---------|---------|-------------|
| 2012 - 2015 | 62      | 0       | 0           |
| 2015 - 2018 | 34      | 0       | 0           |
| 2018 - 2021 | 20      | 2       | 2           |

### Resarcitoria

| Admin.      | Totales | Trámite | Impugnación |
|-------------|---------|---------|-------------|
| 2012 - 2015 | 24      | 0       | 4           |
| 2015 - 2018 | 17      | 0       | 1           |
| 2018 - 2021 | 6       | 0       | 1           |

## Gráfica general de determinaciones dictadas en procedimientos de responsabilidad disciplinaria y resarcitoria

| Determinaciones                        | Oct-Dic 2012 | 2013         | 2014 Ene-Sep 2015 | Total     | Oct-Dic 2015 | 2016            | 2017        | Ene -Sep 2018 | Total       | Oct-Dic 2018    | Ene-Dic 2019 | 2020      | 2021            | Total     |                 |
|--|--------------|--------------|-------------------|-----------|--------------|-----------------|-------------|---------------|-------------|-----------------|--------------|-----------|-----------------|-----------|-----------------|
| <b>Abstiene de Sanción</b>             | 0            | 0            | 0                 | 1         | 1            | 0               | 6           | 9             | 2           | 17              | 0            | 2         | 2               | 2         | 6               |
| <b>Apercibimiento</b>                  | 0            | 0            | 0                 | 0         | 0            | 0               | 0           | 0             | 0           | 0               | 0            | 0         | 0               | 0         | 0               |
| <b>Amonestación</b>                    | 1            | 1            | 5                 | 7         | 14           | 0               | 5           | 35            | 4           | 44              | 0            | 3         | 3               | 2         | 8               |
| <b>Multa</b>                           | 0            | 1            | 0                 | 0         | 1            | 0               | 9           | 16            | 5           | 30              | 0            | 0         | 0               | 0         | 0               |
| * Importe                              | 0            | \$603,772.20 | 0                 | 0         | \$603,772.20 | 0               | \$128,566   | \$221,419.55  | \$68,302    | \$418,287.21    | \$0          | \$0       | \$0             | \$0       | 0               |
| <b>Suspensión</b>                      | 0            | 1            | 0                 | 0         | 1            | 0               | 0           | 0             | 0           | 0               | 0            | 2         | 4               | 3         | 9               |
| <b>Destitución</b>                     | 0            | 13           | 0                 | 0         | 13           | 0               | 0           | 0             | 0           | 0               | 0            | 0         | 0               | 0         | 0               |
| <b>Inhabilitación</b>                  | 0            | 2            | 1                 | 1         | 4            | 9               | 6           | 5             | 8           | 28              | 0            | 2         | 2               | 6         | 10              |
| <b>Resarcitorios</b>                   | 0            | 1            | 0                 | 0         | 1            | 7               | 6           | 3             | 3           | 19              | 0            | 0         | 2               | 0         | 2               |
| * Importe                              | 0            | \$398,000.00 | 0                 | 0         | \$398,000.00 | \$29,199,119.22 | \$2,702,321 | \$273,201     | \$3,671,259 | \$35,845,900.07 | \$0          | \$0       | \$13,605,591.48 | \$0       | \$13,605,591.48 |
| <b>Inexistencia de Responsabilidad</b> | 3            | 12           | 4                 | 7         | 26           | 0               | 10          | 14            | 10          | 34              | 0            | 5         | 0               | 1         | 6               |
| <b>Total</b>                           | <b>4</b>     | <b>31</b>    | <b>10</b>         | <b>16</b> | <b>61</b>    | <b>16</b>       | <b>42</b>   | <b>82</b>     | <b>32</b>   | <b>172</b>      | <b>0</b>     | <b>14</b> | <b>13</b>       | <b>14</b> | <b>41</b>       |



| Periodo       | 2017 | Ene-Sept 2018 | Oct -Dic 2018 | 2019 | 2020 | 2021 |
|---------------|------|---------------|---------------|------|------|------|
| Exhortos      | 45   | 11            | 3             | 43   | 16   | 10   |
| Impugnaciones | 0    | 0             | 0             | 0    | 0    | 2    |

| Administración | Iniciados | Concluidos | Trámite |
|----------------|-----------|------------|---------|
| 2012 -2015     | 361       | 361        | 0       |
| 2015 -2018     | 206       | 206        | 0       |
| 2018 -2021     | 154       | 139        | 15      |

## Efectividad en la presentación de Manifestación Patrimonial de Bienes

| Declaraciones Recibidas            | Julio 2017   | 2018        | 2019        | 2020        | 2021        |
|------------------------------------|--------------|-------------|-------------|-------------|-------------|
| Inicial                            | 182          | 304         | 342         | 185         | 99          |
| Final (Conclusión)                 | 37           | 244         | 191         | 155         | 112         |
| Anual (Modificación)               | 0            | 760         | 876         | 969         | 1566        |
| <b>Total</b>                       | <b>219</b>   | <b>1308</b> | <b>1409</b> | <b>1309</b> | <b>1777</b> |
| <b>Extemporáneas</b>               | <b>3</b>     | <b>0</b>    | <b>0</b>    | <b>0</b>    | <b>0</b>    |
| <b>Efectividad de Cumplimiento</b> | <b>98.7%</b> | <b>100%</b> | <b>100%</b> | <b>100%</b> | <b>100%</b> |

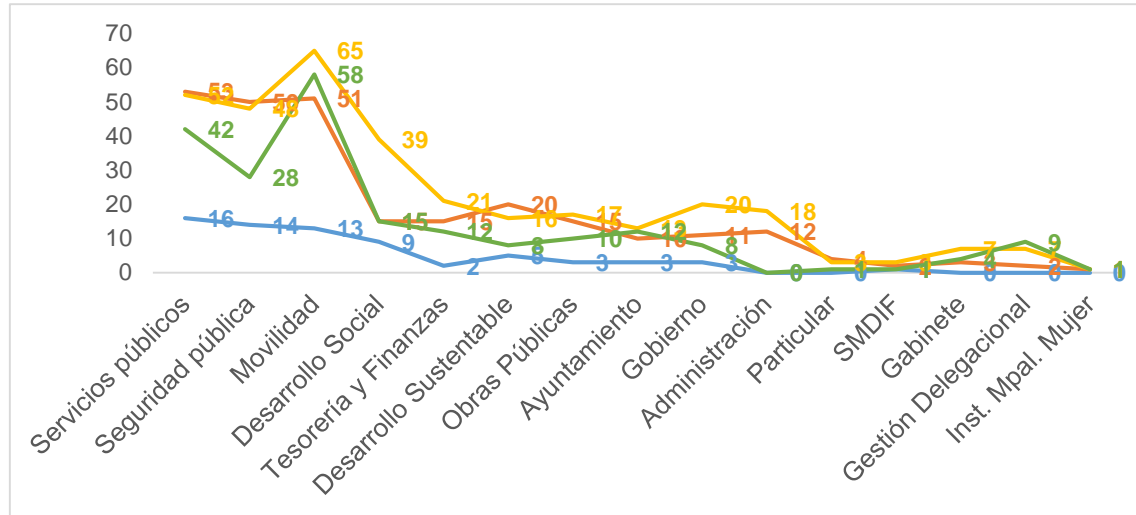
## Procesos de Entrega Recepción Efectuados

| Tipo de Procedimientos | Oct 2015<br>Sep 2018 | Oct 2018<br>Sep 2021 |
|------------------------|----------------------|----------------------|
| Constitucional         | 1                    | 1                    |
| Ordinarios             | 185                  | 206                  |
| <b>Total</b>           | <b>186</b>           | <b>207</b>           |

\* Se toma este parámetro en virtud de la entrada en vigor del Sistema Nacional Anticorrupción



### Dependencias del Municipio de Corregidora, Qro.



Oct - Dic 2018

2019

2020

2021

| Quejas       | Oct - Dic 2018 | 2019       | 2020       | 2021       | Total      |
|--------------|----------------|------------|------------|------------|------------|
| <b>Total</b> | <b>69</b>      | <b>264</b> | <b>330</b> | <b>211</b> | <b>874</b> |

### Dependencias externas

| Quejas                                     | Oct - Dic 2018 | 2019      | 2020     | 2021     | Total     |
|--|----------------|-----------|----------|----------|-----------|
| Fiscalía General del Estado                | 0              | 3         | 0        | 0        | 3         |
| Instituto Queretano del Transporte         | 0              | 3         | 0        | 0        | 3         |
| TDFA                                       | 0              | 0         | 1        | 1        | 2         |
| CEA  | 1              | 3         | 3        | 3        | 10        |
| CFE  | 0              | 2         | 0        | 0        | 2         |
| Seguros Inbursa                            | 0              | 1         | 0        | 0        | 1         |
| S. Seguridad Ciudadana                     | 0              | 1         | 0        | 0        | 1         |
| Seg. Pública Municipio de Querétaro        | 0              | 1         | 0        | 0        | 1         |
| Secretaría de Comunicaciones y Transportes | 0              | 2         | 0        | 0        | 2         |
| S. Planeación y Finanzas                   | 0              | 1         | 0        | 0        | 1         |
| S. Obras Municipio de Querétaro            | 0              | 1         | 0        | 0        | 1         |
| Comisión Estatal de Infraestructura        | 0              | 0         | 1        | 0        | 1         |
| SESEQ                                      | 0              | 0         | 3        | 0        | 3         |
| <b>Total</b>                               | <b>1</b>       | <b>18</b> | <b>8</b> | <b>4</b> | <b>31</b> |

## Dirección de Responsabilidades Administrativas

### Comités de Contraloría Social

